












Property Type is 'Residential' Property Type is 'Residential' Mls Status is 'Closed' 06/03/2025 to 12/05/2024 Property Sub Type is 'Condominium' Latitude, Longitude is within 0.50 mi of 3825 Gilbert Ave, Dallas, TX 75219, USA State Or Province is one of 'Louisiana', 'Texas' City is 'Dallas' Beds Total is 1

Market Analysis Summary | Residential

Listings as of 6/3/25 at 10:59 am, Page 1 of 2

#	MLS #	Address	City	 Bd	 FB/HB/TBT	 Sqft	 YB	 GAR/CP/TCP	 Pool	 Acres	 \$/SqFt	 List Price	 Sold Price	 Sold Date	 Sale/List	 CDOM
Listings: Closed																
1	20873554	4044 Buena Vista ST #116	Dallas	1	1/0/1	545	1972	0/0/0	Yes	0.000	\$275.23	\$165,000	\$150,000	04/18/2025	90.9%	18
2	20824756	3883 Turtle Creek #1902	Dallas	1	1/0/1	847	1963	1/0/1	Yes	3.159	\$247.99	\$219,000	\$210,050	04/09/2025	95.9%	178
3	20796206	4106 Newton AVE #108	Dallas	1	1/0/1	666	1985	1/0/1	No	0.381	\$390.39	\$259,000	\$260,000	02/21/2025	100.4%	66
4	20734496	3901 Travis ST #224	Dallas	1	1/0/1	872	1985	2/0/2	No	1.240	\$323.39	\$289,900	\$282,000	12/23/2024	97.3%	55
5	20881620	3311 Blackburn ST #213	Dallas	1	1/0/1	750	1982	0/1/1	Yes	1.380	\$398.67	\$299,000	\$299,000	04/22/2025	100.0%	4
6	20807626	3400 Welborn ST #129	Dallas	1	1/0/1	924	1998	1/0/1	Yes	1.643	\$346.32	\$325,000	\$320,000	04/04/2025	98.5%	163
7	20871387	3701 Turtle Creek BLVD #7E	Dallas	1	1/0/1	1,025	1962	1/0/1	Yes	0.000	\$317.07	\$325,000	\$325,000	04/11/2025	100.0%	3
8	20713280	4111 Gilbert AVE #214	Dallas	1	2/0/2	1,115	2003	2/0/2	No	0.367	\$304.93	\$355,000	\$340,000	12/06/2024	95.8%	62
9	20859736	3901 Travis ST #225	Dallas	1	2/0/2	1,103	1985	2/0/2	Yes	1.240	\$317.32	\$356,000	\$350,000	04/11/2025	98.3%	4
10	20896060	4239 Holland AVE #F	Dallas	1	1/1/2	720	1984	2/0/2	No	0.184	\$501.04	\$375,000	\$360,752	05/30/2025	96.2%	14
				Min	1	1/0/1	545	1962	1/0/1	0.000	\$247.99	\$165,000	\$150,000		90.9%	3
				Max	1	2/1/2	1,115	2003	0/0/0	3.159	\$501.04	\$375,000	\$360,752		100.4%	178
				Avg	1	1/0/1	857	1982	2/1/2	0.959	\$342.24	\$296,790	\$289,680		97.3%	57
				Med	1	1/0/1	860	1985	1/0/1	0.811	\$320.36	\$312,000	\$309,500		97.8%	37
10				Total Listings	Average for all:	1	1/0/1	857	1982	1/0/1	0.959	\$342.24	\$296,790	\$289,680	97.3%	57
					Median for all:	1	1/0/1	860	1985	1/0/1	0.811	\$320.36	\$312,000	\$309,500	97.8%	37



**Aaron Kile**  
[aaron@aaronkile.com](mailto:aaron@aaronkile.com)  
972-400-1566

Prepared By Aaron Kile

June 03, 2025

		Min	Max	Avg	Med
Quick Statistics	List Price	\$165,000	\$375,000	\$296,790	\$312,000
	Sale Price	\$150,000	\$360,752	\$289,680	\$309,500
	Sale / List	90.9%	100.4%	97.3%	97.8%